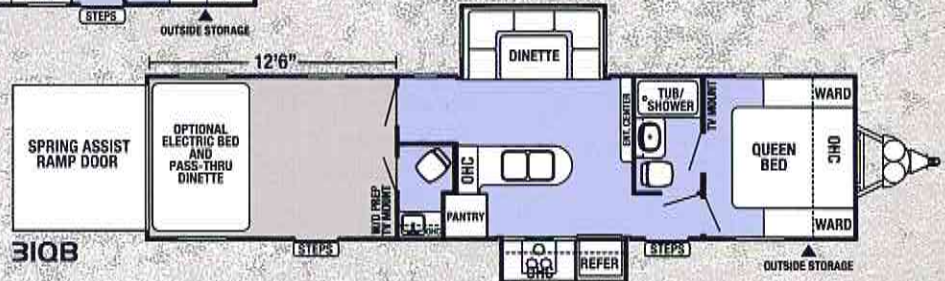
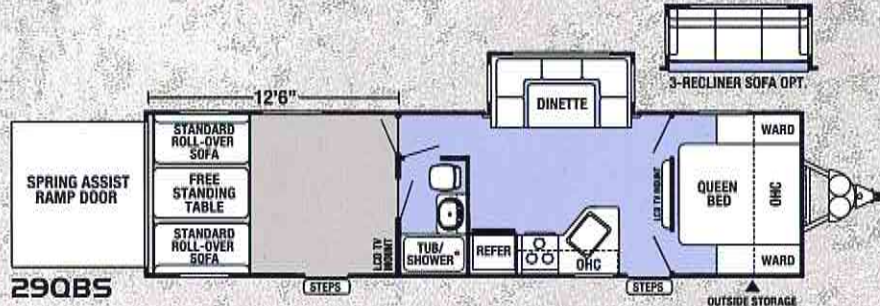
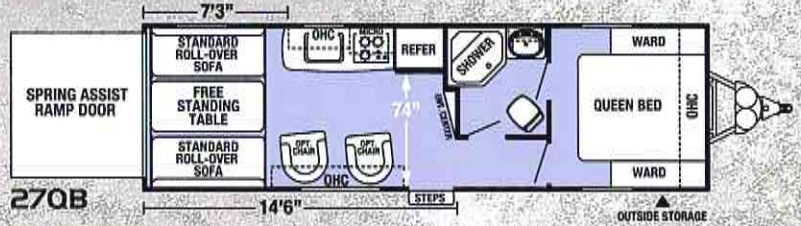
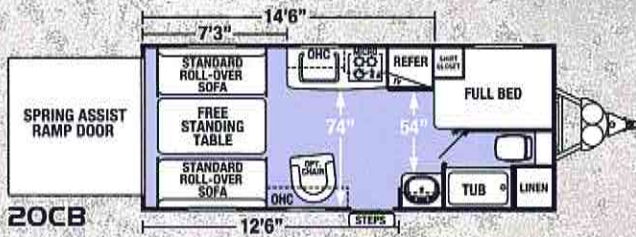


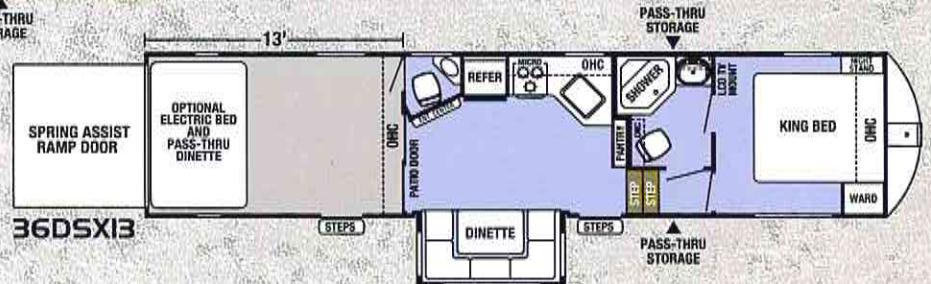
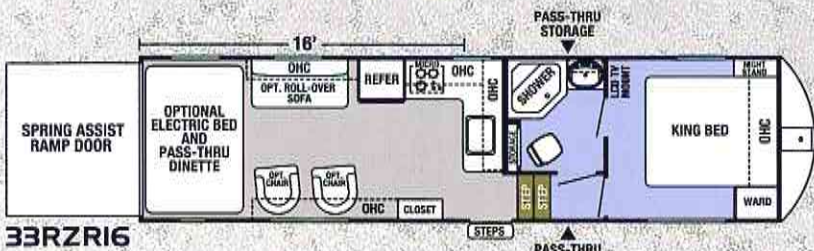
XLR BOOST



TRAVEL TRAILERS



FIFTH WHEELS





STANDARDS & OPTIONS

INTERIOR STANDARDS

- 6 Gallon Gas/Electric DSI Water Heater
- USB Charging Station
- Bluetooth Dual Zone AM/FM/CD/DVD Player
- 8 Cu. Ft. Gas/Electric Refrigerator
- 35,000 BTU Forced Air Ducted Furnace
- Ducted Air Conditioning
- Wardrobe Cabinets in Bedroom
- Porcelain Foot Flush Toilet
- Recycled Blown In Insulation
- Plywood Decking
- Full Height Ceiling
- Real Wood Doors and Drawers
- Flip-up Sofa/Dinette with Free Standing Table
- Full Extension Kitchen Drawers (2)
- Deep Double Bowl Kitchen Sink
- Brushed Nickel Hardware
- Skylight Over Bath

EXTERIOR STANDARDS

- 13,500 BTU Air Conditioner
- 102" Wide Body Construction
- Radius Main Entry Door
- Enclosed Tanks
- Seamless PVC Roof
- 8" Powder Coated I-Beam Chassis
- Marine Grade External Speakers
- Self Adjusting Brakes
- Radial Tires

REV PACKAGE

- Decorative Vinyl Flooring
- LED Low Profile Lighting Throughout
- LED Lighted Accents
- Convection Microwave
- Drop-In 3 Burner Cook Top with Glass Cover
- Wood Blinds
- 12V Battery Disconnect
- 2500# Tie Down Straps
- High Rise Pull-out Kitchen Faucet
- Bathroom Fantastic Vent Fan
- 30 Amp Service (TT)
- 50 Amp Service (FW)
- Friction Hinge Entry Door
- Oversized Swing Arm Grab Handle On Entry Door
- LED Lighting
- LED Ramp Light
- 30 Gallon Fuel Station
- External Fuel Cell with 12V Pump
- Adjustable Powered Awning with LED Lighting
- Generator Prep
- External Shower with Hot & Cold Water
- Solar Prep & Wiring
- Satellite Prep & Wiring

- Rear Back Up Camera Prep
- Outdoor Grill Quick Connect
- Outdoor TV Bracket & Hook Ups
- Power Tongue Jack (TT)
- Spare Tire

XP PACKAGE

- High Gloss Fiberglass Sidewalls
- 15K Air Conditioner
- Screen Wall/Tent Wall
- Electric Bed with Max Clearance Pass-thru Dinette

OPTIONS

- 15,000 BTU Air Conditioner IPO
- 13,500 BTU Air Conditioner
- Second Air Conditioner
- 4.0 Onan Generator (TT)
- 5.5 Onan Generator (FW)
- Gas/Oil Resistant Industrial TPO Flooring In Cargo Area
- Large LED TV
- Euro Chair
- Happi-jac Bed Lift System
- Ramp Door Patio System
- Removable Rear Room Edge Carpet
- Screen Wall/Tent Wall
- 12V Heated Holding Tanks
- Glass Neo Angle Shower Enclosure

BOOST Model	Travel Trailers				Fifth Wheels	
	20CB	27QB	29QBS	31QB	33RZR16	36DSX13
Dry Hitch Weight	853-lbs.	1082-lbs.	1257-lbs.	1465-lbs.	1951-lbs.	2333-lbs.
Unloaded Vehicle Weight	4955-lbs.	6385-lbs.	8100-lbs.	9320-lbs.	8558-lbs.	10046-lbs.
Cargo Carrying Capacity	2898-lbs.	3600-lbs.	3317-lbs.	4145-lbs.	4999-lbs.	4287-lbs.
Exterior Length	25'-0"	31'-0"	36'-10"	39'-3"	33'-2"-lbs.	38'-8"-lbs.
Exterior Height w/ AC	12'-5"	12'-5"	12'-5"	12'-5"	13'-5"-lbs.	13'-5"-lbs.
Exterior Width	102"	102"	102"	102"	102"	102"
Grey Capacity	38-Gal.	38-Gal.	38-Gal.	38-Gal.	38-Gal.	38-Gal.
Black Capacity	38-Gal.	38-Gal.	38-Gal.	76-Gal.	38-Gal.	76-Gal.
Fresh Capacity	50-Gal.	50-Gal.	50-Gal.	50-Gal.	100-Gal.	100-Gal.

GVWR (Gross Vehicle Weight Rating) - is the maximum permissible weight of the unit when fully loaded. It includes all weights, inclusive of all fluids, cargo, optional equipment and accessories. For safety and product performance do NOT exceed the GVWR.

GAWR (Gross Axle Weight Rating) - is the maximum permissible weight, including cargo, fluids, optional equipment and accessories that can be safely supported by a combination of all axles.

UVW (Unloaded Vehicle Weight)* - is the typical weight of the unit as manufactured at the factory. It includes all weight at the unit's axle(s) and tongue or pin and LP Gas. The UVW does not include cargo, fresh potable water, additional optional equipment or dealer installed accessories.

CCC (Cargo Carrying Capacity)** - is the amount of weight available for fresh potable water, cargo, additional optional equipment and accessories. CCC is equal to GVWR minus UVW. Available CCC should accommodate fresh potable water (8.3 lbs. per gallon). Before filling the fresh water tank, empty the black and gray tanks to provide for more cargo capacity.

*Estimated Average based on standard build optional equipment. **Estimated average based on standard build optional equipment.

Each Forest River RV is weighed at the manufacturing facility prior to shipping. A label identifying the unloaded vehicle weight of the actual unit and the cargo carrying capacity is applied to every Forest River RV prior to leaving our facilities.

The load capacity of your unit is designated by weight, not by volume, so you cannot necessarily use all available space when loading your unit.

XLR Boost by Forest River

2421 Century Drive ■ Goshen, IN 46528 ■ E-mail: XLRinfo@forestriverinc.com
 Phone: 574-642-0438 ■ www.forestriverinc.com/XLR
www.forestriveraccessories.com ■ #XLRtoyhaulers



Find us on Facebook



Learn More
Scan this barcode using
a QR reader on your
smart phone to learn
more about Forest River.

